

Sample 564-072224-522

T-3.13

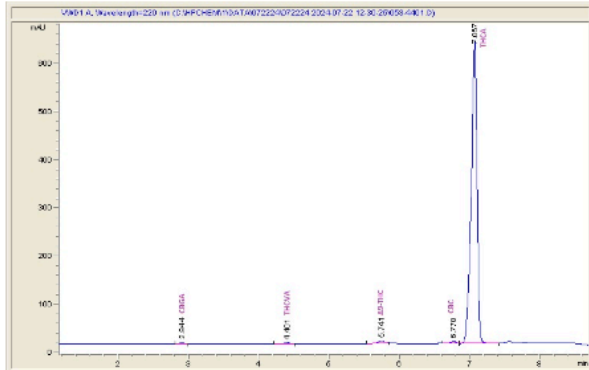
Bazooka Bubble Gum

Sample Submitted: 07-22-2024; Report Date: 07-27-2024

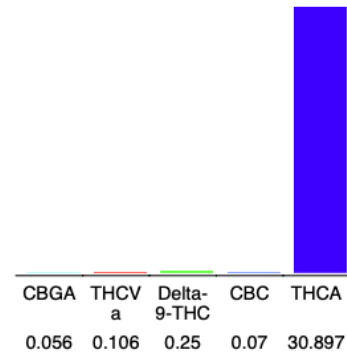
**T-3.13**

Plant Material

**Chromatogram**



**Cannabinoid Profile**



**Cannabinoid Profile by HPLC**

**0.25%**  
Delta-9-THC


**0.00%**  
CBD

**31.38%**  
Total Cannabinoids

Cannabinoid	% wt	mg/g
CBGA	0.056	0.56
THCVa	0.106	1.06
Delta-9-THC	0.25	2.5
CBC	0.07	0.7
THCA	30.9	308.97
<b>Total Cannabinoids</b>	<b>31.38</b>	<b>313.8</b>
<b>Calculated Total THC</b>	<b>27.35</b>	<b>273.47</b>
<b>Calculated CBD Yield</b>	<b>0.00</b>	<b>0.00</b>

Calculated Total THC = Delta-9-THC + 0.877 \* THCA  
Calculated Maximum CBD Yield = CBD + 0.877 \* CBDA

**Marin Analytics, LLC**  
250 Bel Marin Keys Blvd, Suite D4  
Novato, CA 94949  
833-321-TEST / info@marinanalytics.com



**Mike Clemmons**  
Lab Manager

This sample has been tested by Marin Analytics, LLC using valid testing methodologies and a quality system. Values reported relate only to the sample tested. Marin Analytics, LLC makes no claims as to the efficacy, safety, or other risks associated with any detected or non-detected levels of any compounds associated with any compounds reported herein. This Certificate shall not be reproduced except in full without the written approval of Marin Analytics, LLC. Copyright 2023 Marin Analytics, LLC All Rights Reserved.